

GC Gold Label Hybrid

**LIKE NEVER
BEFORE**

Experience the next generation of hand-mixed, self-adhesive posterior restorative featuring GC Advanced Glass Hybrid technology.

Indication:


- Class I and Class II restorations in deciduous teeth.
- Non-load bearing Class I and Class II.
- Intermediate restorative and base material for heavy stress situations in
- Class I and Class II cavities using the sandwich laminate technique.
- Class V and root surface restorations.
- Core build-up.





- Higher mechanical strength & durability
- Higher aesthetics
- More translucency
- More Adhesion
- Efficient Fluoride releasing
- High moisture tolerance

|| **ADVANCED GLASS HYBRID** TECHNOLOGY

Two types of FAS
(Fluoro-Alumino-Silicate) glass



Two types of
polyacrylic acid



Delivering higher strength and durability, better handling, aesthetics and protection



STRENGTH

Gold Label HYBRID offers higher compressive and flexural strength. Its surface is smoother and more resistant to wear, thanks to the diversity of particle size.

Compressive strength (MPa) – 226.6




TOOTH-LIKE AESTHETICS

Gold Label HYBRID has an innovative glass-like surface that better retains its polish and natural reflective properties, creating more aesthetic and translucent restorations.



ADHESION

Gold Label HYBRID builds a secure chemical bond to dentin and enamel, even without prior conditioning. This results in more flexibility and reduced placement time in demanding clinical situations.



CONSISTENCY

Gold Label HYBRID is easier to mix, manipulate and place, thanks to its enhanced consistency, which is wet enough to optimise adhesion yet dough-like for easy manipulation.

APPLICATION GUIDE

1. Occlusal caries.
2. Cavity preparation.
3. OPTIONAL STEP: Application of DENTIN CONDITIONER (20sec).
4. Gently air dry. DO NOT DESSICATE.
5. Dispense 1 scoop powder to 1 scoop liquid and mix thoroughly.
6. Place into the cavity and form the preliminary contour within 1'45" from start of mix.
7. When set, immediately apply GC Fuji VARNISH or GC COCOA BUTTER.
8. Final finishing under water spray can begin 6'00" after start of mix.

CASE STUDY



AFTER

Dr RL Castillo

BEFORE

PACKAGES

GC Gold Label HYBRID

- 1 x 15g powder
- 1 x 8g (6.4mL) liquid
- 1 x mixing pad



Dentin Conditioner | Cocoa Butter | Fuji Varnish | G-coat Plus